

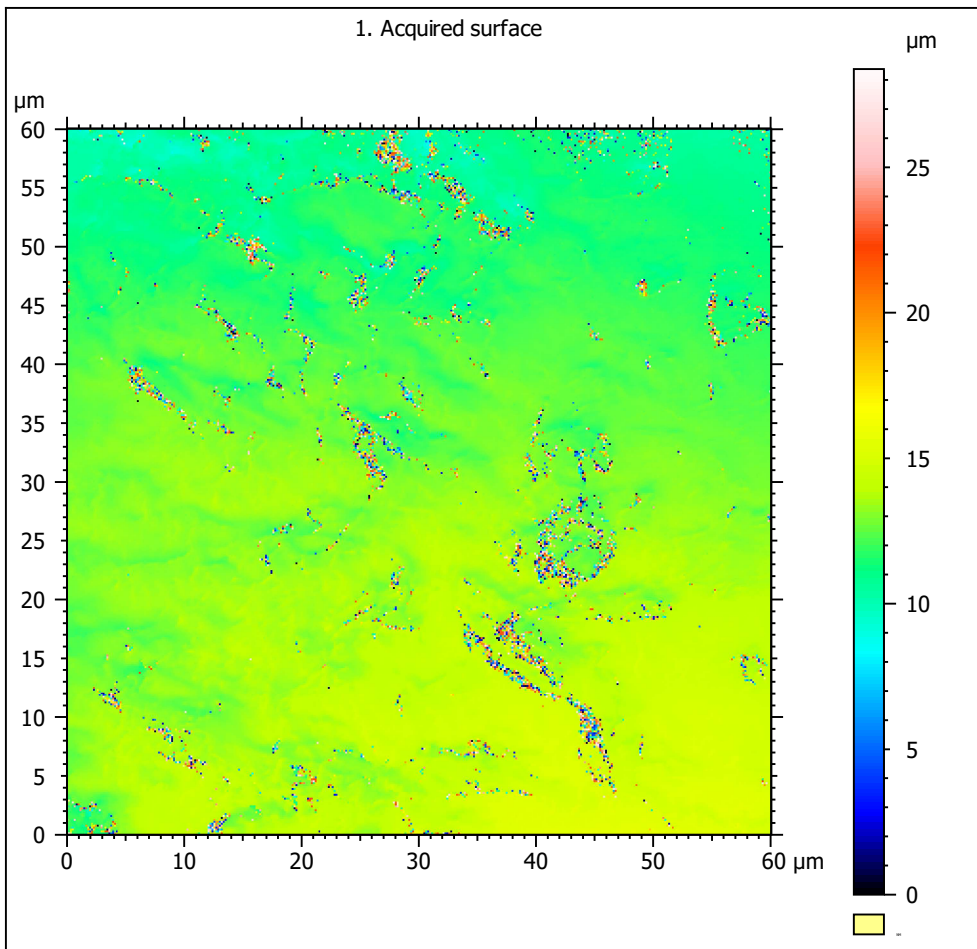
## SSFA comparison

Template to process all surfaces acquired with the Nanofocus  $\mu$ surf Custom with the 100x/0.80 objective.

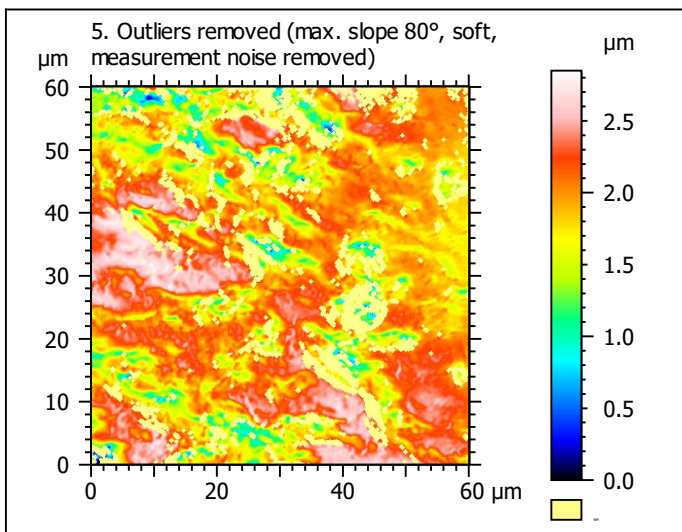
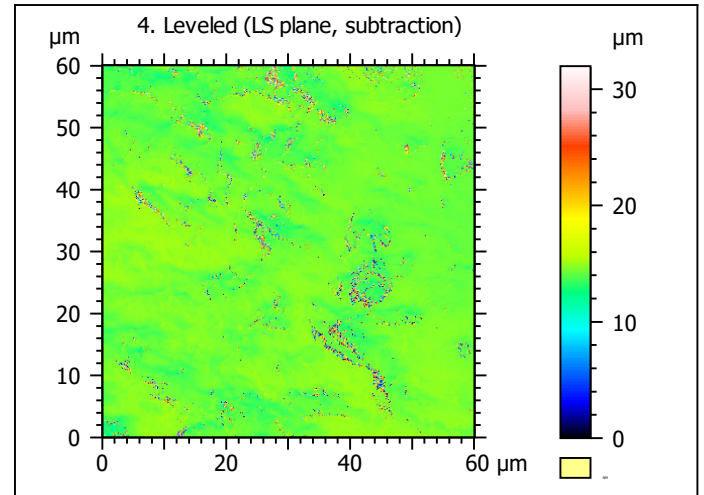
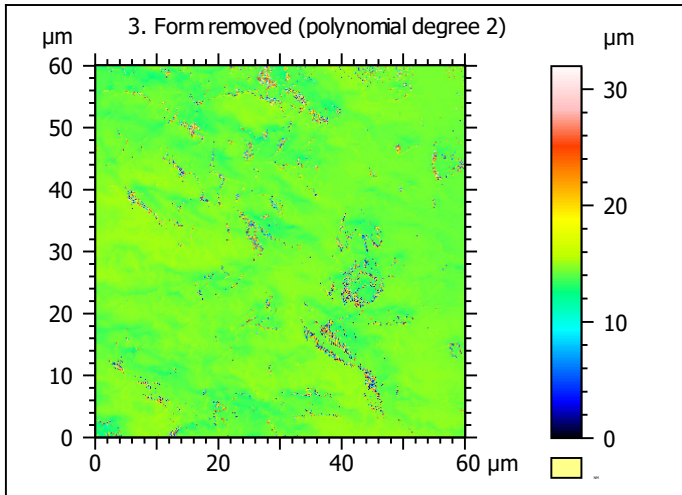
### A. Processing

#### Identity card

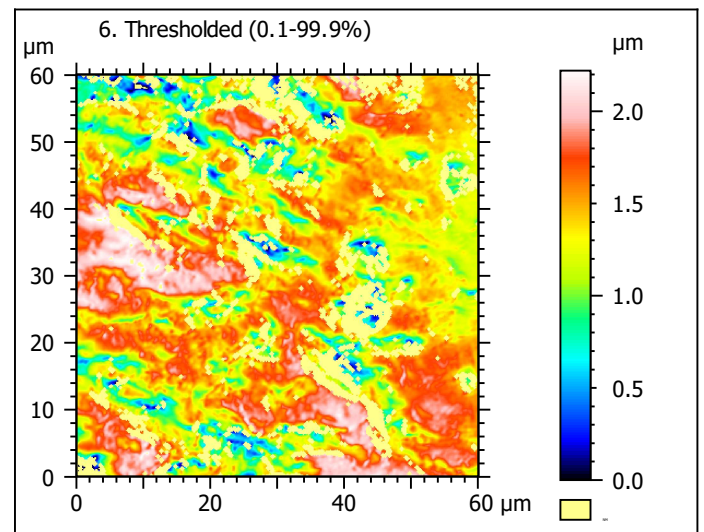
Name:	capor_2CC5G1_txP4_#1_1_100xL_3		
File path:	D:\Data\3Ddata\SSFA\GuineaPigs\Original surfaces\capor_2CC5G1_txP4_#1_1_100xL_3.nms		
Studiable type:	Surface		
Axis:	X		
Length:	60.06	µm	
Size:	370	points	
Spacing:	0.1628	µm	
Axis:	Y		
Length:	60.06	µm	
Size:	370	points	
Spacing:	0.1628	µm	
Axis:	Z		
Layer type:	Topography		
Length:	28.37	µm	
Size:	64727	digits	
Spacing:	0.0004384	µm	
NM-points ratio:	0.09423 % (129 Pts)		



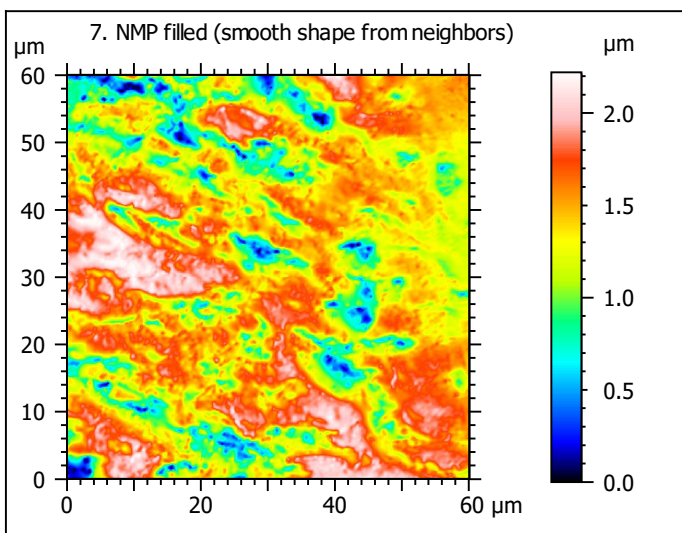
*Note that the surfaces have been preprocessed (mirrored in z and cut to 60x60  $\mu$ m) according to Winkler et al. (2019), PNAS 116: 1325-1330.*



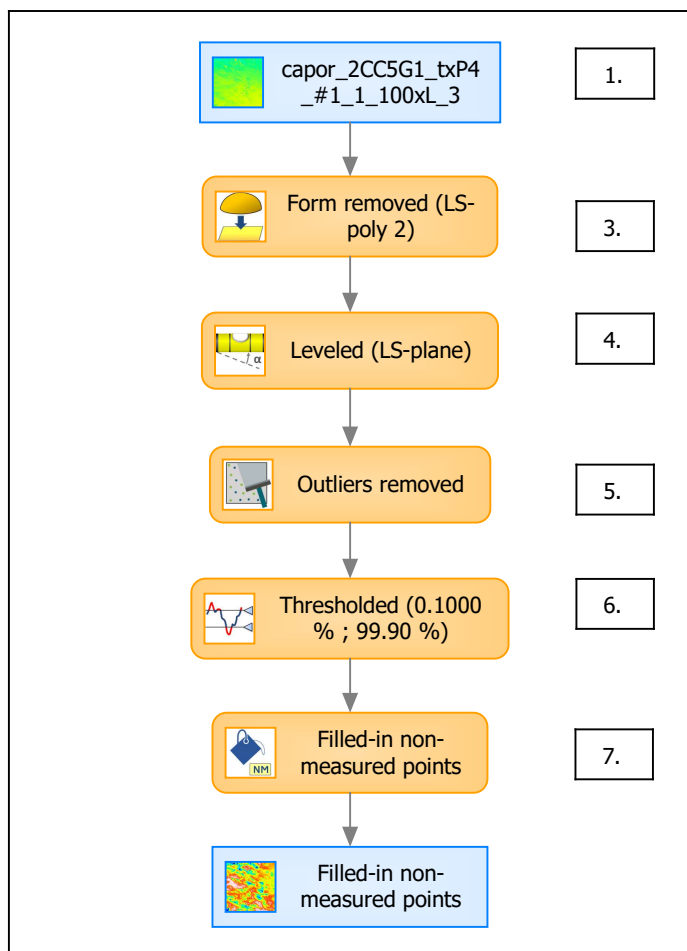
Identity card	
Name:	capor_2CC5G1_txP4_...e) > Outliers removed
Axis:	Z
NM-points ratio:	16.96 % (23214 Pts)



Identity card	
Name:	capor_2CC5G1_txP4_...0.1000 % ; 99.90 %)
Axis:	Z
NM-points ratio:	17.12 % (23438 Pts)

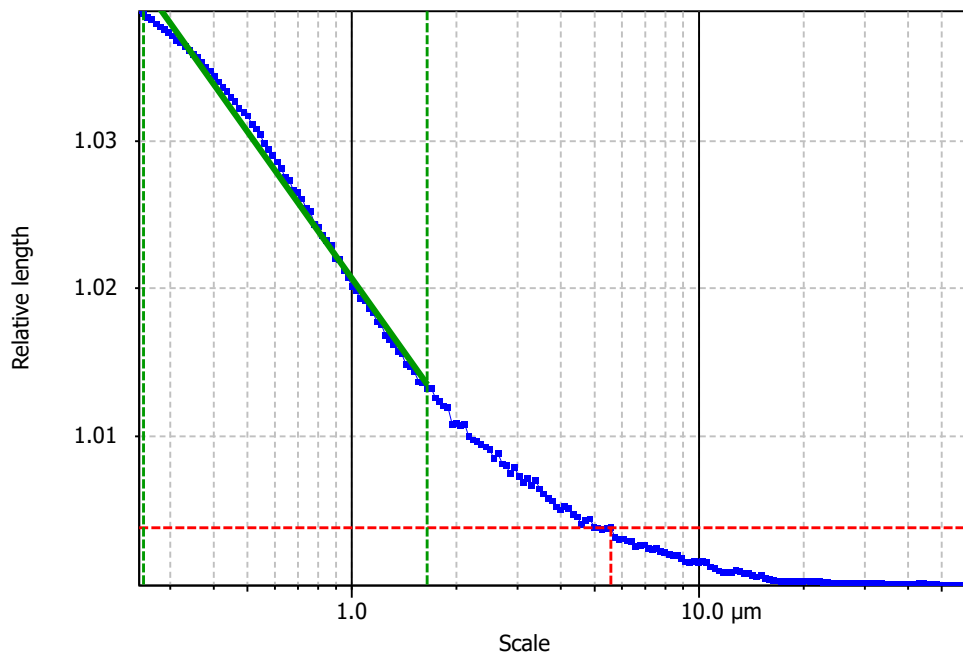


## B. Summary



### Identity card

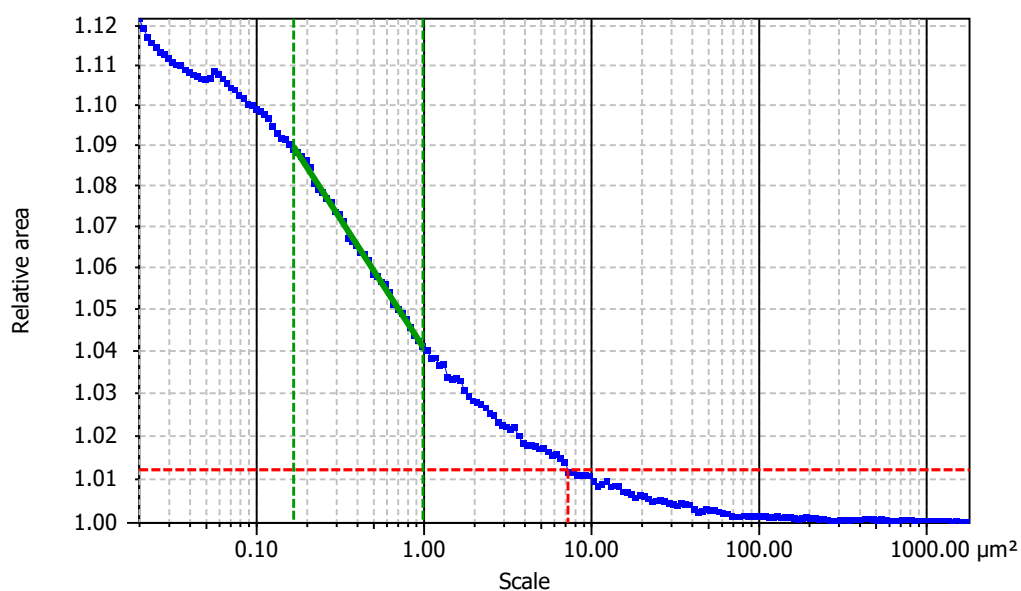
Name:	capor_2CC5G1_txP4_#1_1_100xL_3 > Form removed (LS-poly 2...resholded (0.1000 % ; 99.90 % ) > Filled-in non-measured points		
Studiable type:	Surface		
<b>Axis:</b>	<b>X</b>		
Length:	60.06	μm	
Size:	370	points	
Spacing:	0.1628	μm	
<b>Axis:</b>	<b>Y</b>		
Length:	60.06	μm	
Size:	370	points	
Spacing:	0.1628	μm	
<b>Axis:</b>	<b>Z</b>		
Layer type:	Topography		
Length:	2.221	μm	
Size:	5067	digits	
Spacing:	0.0004384	μm	

**Information**

Method	Length-scale (rows)
--------	---------------------

**Parameters**

Parameters	Value	Unit	Comment
epLsar	0.00347		Length-scale anisotropy ( <i>Sfrax</i> ) (1.8 μm, 5°)
NewEplsar	0.01888		Length-scale anisotropy (1.8 μm, 5°)

**Information**

Method	Area-scale (four corners)
--------	---------------------------

**Parameters**

Parameters	Value	Unit	Comment
R <sup>2</sup>	0.9970		Reg. coefficient R <sup>2</sup>
Asfc	25.74		Fractal complexity
Smfc	0.4401	μm <sup>2</sup>	Scale of max complexity
HAsfc9	0.2956		Heterogeneity of Asfc (3x3)
HAsfc81	0.4021		Heterogeneity of Asfc (9x9)